
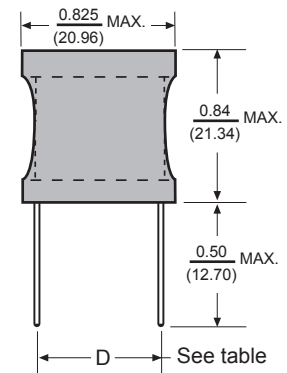
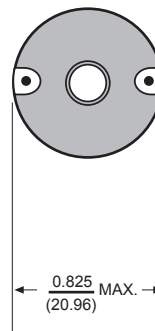




Radial Drum Core Inductors RDC20



Dimensions: $\frac{\text{Inches}}{\text{(mm)}}$



Allied Part Number	Inductance (μh)	Tolerance	DCR Max. Ω	Saturation Current (A) DC	IDC (A)	Dimension (D)
RDC20-1R0T-RC	1.0	30	.003	108.0	11.4	.620
RDC20-1R2M-RC	1.2	20	.003	108.0	11.4	.620
RDC20-1R5M-RC	1.5	20	.003	83.0	11.4	.620
RDC20-1R8M-RC	1.8	20	.003	68.0	11.4	.620
RDC20-2R2M-RC	2.2	20	.004	68.0	11.4	.620
RDC20-2R7M-RC	2.7	20	.005	58.0	11.4	.620
RDC20-3R3M-RC	3.3	20	.005	58.0	11.4	.620
RDC20-3R9M-RC	3.9	20	.005	50.0	11.4	.620
RDC20-4R7M-RC	4.7	20	.005	50.0	11.4	.620
RDC20-5R6M-RC	5.6	20	.006	44.0	11.4	.620
RDC20-6R8M-RC	6.8	20	.007	39.0	11.4	.620
RDC20-8R2M-RC	8.2	20	.007	36.0	11.4	.620
RDC20-100M-RC	10	20	.009	30.0	11.4	.620
RDC20-120K-RC	12	10	.009	27.0	11.4	.620
RDC20-150K-RC	15	10	.013	25.0	9.00	.625
RDC20-180K-RC	18	10	.018	22.0	7.20	.630
RDC20-220K-RC	22	10	.019	21.0	7.20	.630
RDC20-270K-RC	27	10	.026	20.5	5.50	.546
RDC20-330K-RC	33	10	.029	18.6	5.50	.546
RDC20-390K-RC	39	10	.030	17.0	5.50	.594
RDC20-470K-RC	47	10	.035	15.1	5.50	.625
RDC20-560K-RC	56	10	.039	13.6	5.50	.625
RDC20-680K-RC	68	10	.053	12.7	4.80	.656
RDC20-820K-RC	82	10	.060	11.3	4.80	.656
RDC20-101K-RC	100	10	.080	10.4	4.00	.593
RDC20-121K-RC	120	10	.090	9.4	4.00	.593
RDC20-151K-RC	150	10	.098	8.6	4.00	.593
RDC20-181K-RC	180	10	.110	7.8	4.00	.671
RDC20-221K-RC	220	10	.150	7.0	2.80	.593
RDC20-271K-RC	270	10	.213	6.3	2.00	.652
RDC20-331K-RC	330	10	.305	5.2	1.60	.590
RDC20-391K-RC	390	10	.320	4.9	1.60	.590
RDC20-471K-RC	470	10	.355	4.5	1.60	.590
RDC20-561K-RC	560	10	.388	4.1	1.60	.590
RDC20-681K-RC	680	10	.430	3.7	1.60	.590
RDC20-821K-RC	820	10	.590	3.4	1.30	.590
RDC20-102K-RC	1000	10	.818	3.1	1.00	.590
RDC20-122K-RC	1200	10	1.140	2.7	0.80	.590
RDC20-152K-RC	1500	10	1.260	2.4	0.80	.590
RDC20-182K-RC	1800	10	1.390	2.2	0.80	.590
RDC20-222K-RC	2200	10	1.540	2.0	0.80	.590

All specifications subject to change without notice.

Features

- Radial Leads for direct Printed Circuit Board mounting.
- Pre-tinned leads.
- Inductance range from 1.0 μh to 2200 μh .
Also available in non-standard inductance values.
- Current rating range from 2 to 108 amps DC.
- Ideal for use in switching power supplies, filter networks and power amplifiers.

Electrical

Inductance: measured at 1KHz, 1V.

Saturation Current: Lowers inductance by 10%.

Temperature rise: $\Delta T=50^{\circ}\text{C}$ rise typical at IDC.

Mechanical

Leads are tinned to within 1/16 in. of body.

Coils are finished with UL-VW-1 rated sleeving.

Physical

Packaging: 25 pieces per bag.